

wardrobeworld
get organised for life



www.wardrobeworld.co.nz

classic



■ CLASSIC

- Fully customised design choices can provide a storage system that totally meets your storage needs
- Ventilated shelving allows complete visibility of your systems contents, and allows air to circulate, and prevents the build-up of dust or insects
- Excellent for linen storage
- A great range of accessories complement the Classic system; particularly popular are our basket towers that can either feature three large baskets, or four large baskets and a medium basket. Also available are matching laundry hampers and shoe storage systems

■ CLOSETMAID®

superslide



- The stainless steel closet rod in the Superslide system allows completely free movement of the hanging items; hangers can slide without interruption
- Fully customised design choices can provide a storage system that totally meets your storage needs
- Ventilated shelving allows complete visibility of your systems contents, and allows air to circulate, and prevents the build-up of dust or insects
- A great range of accessories complement the Superslide system; particularly popular are our basket towers that can either feature three large baskets, or four large baskets and a medium basket. Also available are matching laundry hampers and shoe storage systems



 **CLOSETMAID**[®]

shelftrack



■ SHELF TRACK

- Designed to allow you to alter your wardrobe system as your needs change, and is a very strong system that can be utilized in Wardrobes, Laundries or Garages
- Offers an amazing range of accessories, including wall mounted shoe storage, wall mounted pull out basket towers and single drawers, pull out detachable laundry hampers, and pull out trouser racks
- Can be fitted with a beech or white timber trim along the front of each shelf, offering a great Scandinavian look
- Ventilated shelving allows complete visibility of your systems contents, and allows air to circulate, and prevents the build-up of dust or insects
- The stainless steel closet rod allows completely free movement of hanging items; hangers can slide without interruption

■ CLOSETMAID®

linen & laundry/accessories

features

- Ventilated shelving allows complete visibility of your linen cupboards contents, and allows air to circulate, preventing the build-up of dust or insects; available in both Classic and Shelftrack
- A great range of storage accessories complement our systems; particularly popular are our basket towers that can either feature three large baskets, or four large baskets and a medium basket
- Also available are laundry hampers, shoe storage systems and tie and belt racks
- Linen sizes: 230/300/400/500mm



 **CLOSETMAID®**

basket sets & wire types

baskets



6 Runner Basket Set

3 double baskets
690h 510w 480d



9 Runner Basket Set

4 double & 1 single baskets
990h 510w 480d



Laminate Top

Fits Runner Basket Sets
542w 495d

shelving



Shelf & Rod

Model No. 7316
250mm deep, hanging rail at leading edge
(for wardrobes less than 550mm deep)


Model No. 7300
300mm deep, hanging rail at leading edge
(for wardrobes less than 550mm deep)



Shelf & Rod

Model No. 7304
400mm deep, hanging rail 250mm from
wall (for wardrobes less than 550mm deep)


Model No. 7305
400mm deep, hanging rail 300mm from
wall (for wardrobes less than 550mm deep)




Linen Shelving

DEPTHS AVAILABLE:
Model No. 7310 - 225mm
Model No. 4719 - 300mm
(also for shoe racks)
Model No. 4737 - 400mm
Model No. 7325 - 500mm

tie & belt racks



Model No. 8051
255w 54h 90d



Model No. 1008
391w 89h 60d



Model No. 38053



sliding doors

features

- A broad range of sliding wardrobe door options available
- Fantastic contemporary looks can be created for your storage space via sectional paneled doors incorporating different colours and shades, in coloured board, glass or mirror, perspex or combinations
- Can provide a great complement to your décor or colour scheme
- Mirrored doors contribute to the feeling of space within a room
- Ready to paint options available
- 2/3/4 door options available for all opening widths & heights
- Colour options



melrobe



features

- A truly custom designed wardrobe solution in the colour of your choice
- A clean minimal look with great functionality
- Towers of shelves provide storage for folded garments
- Banks of drawers provide organised storage spaces that look fantastic, and can remove the need for a chest of drawers in a bedroom
- An amazing range of space saving accessories;
- Pull out detachable laundry hampers
- Pull out trouser racks
- Slide out swiveling mirrors,
- Fold out ironing boards
- Tie and belt racks
- 16 or 18mm thickness

MELTECA®  Hettich

melrobe



eurobe



features

- When something very special is exactly what you are looking for in your wardrobe or storage system then talk to Wardrobe World about the Eurobe system
- Stunning European styling in the colour and thickness of your choice
- Towers of shelves provide storage for folded garments
- Banks of drawers provide organised storage spaces that look fantastic, and can remove the need for a chest of drawers in a bedroom
- Totally custom designed and complemented by our fantastic range of space saving accessories; pull out detachable laundry hampers, pull out trouser racks, slide out swiveling mirrors, fold out ironing boards and tie and belt racks, soft close drawers
- 30mm thickness



features

- A truly custom designed Garage Storage system in the colour of your choice; choose the same or separate colours for the cabinets and doors
- Results in a stunningly tidy space with great functionality
- Cabinet sizes can be changed to exactly suit your requirements; add or subtract as many cabinets as you like
- The quality is evident, featuring soft close hinges that close gently behind you as you walk away
- Can be matched with our great range of tool and power equipment hooks and hang-ups
- Tall cabinets offer storage for those awkward items like fishing rods and dive gear
- Your choice of handles



storage solutions



■ With a solution for every storage challenge - you're sure to find something to suit with Wardrobe World.

- Office
- TV room
- Kids bedroom
- Children's play area
- Wine rack



3D CAD visual

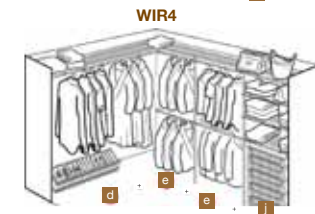
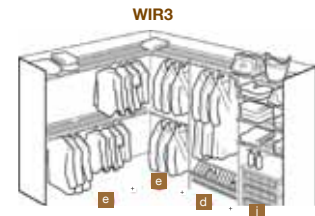
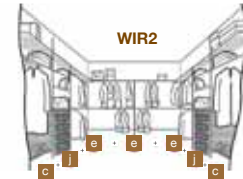
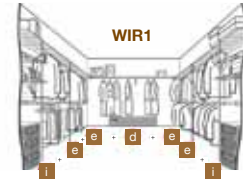
3D CAD Drawings

If you're renovating or building a new home and haven't started to think about your solutions for wardrobe systems, shelving and storage, then Wardrobe World are happy to offer you a free no obligation quote on great ways to utilise your space. You'll even get a professional CAD drawing of how your potential system will look!



design solutions

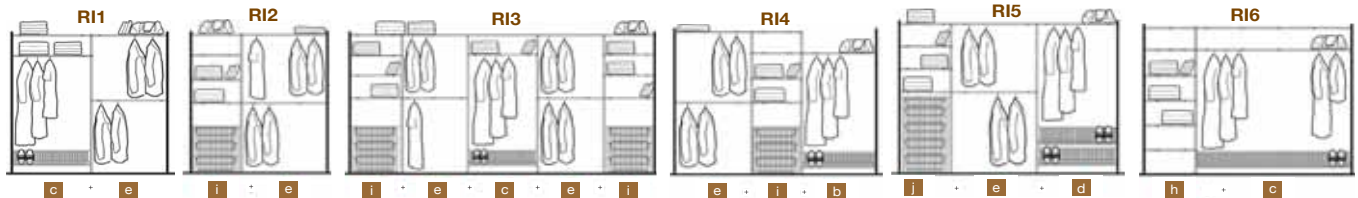
- The balance for your wardrobe will then be allotted for short hanging items (shirts, blouses, trousers hung over the hanger) as in modules e, f, k and l. Refer to the back page for shelving types and accessories to complete your wardrobe design
- The options pictured on these pages are in the Classic shelving system. They are also available in SuperSlide and Shelftrack



design solutions

■ With help from your Wardrobe World design consultant determine the amount of space (horizontal measurement) you will need to fit your long hanging clothes (dresses, coats and trousers hung from their cuffs) and shoes. Then choose the model that best suits your needs (a, b, c or d)

■ Next, determine how much shelving space and or baskets you will need for folded clothing (under garments, socks and general storage), and then choose the module below that best suits your needs (f, g, h, i, j, k, l)





don't settle for less...

**ask for ClosetMaid products by name
engineered to last a lifetime!**

general specs

Vinyl Coated, Steel Rod, Ventilated Shelving and Storage Systems manufactured by ClosetMaid, Ocala, Florida.

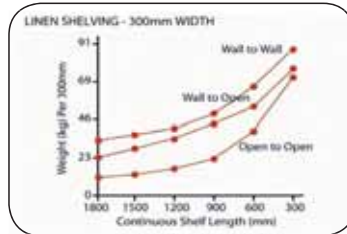
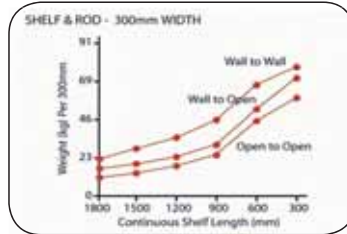
wire shelving physical properties

Materials	Grade C - 1006 basic cold drawn steel wire
Tensile strength	Over 100,000 PSI (average)
Cross dec spacing	15mm to 25mm increments
Coating	Proprietary polyvinyl chloride formula resin (PVC)
Vinyl thickness	0.23 - 0.27mm (fluidised bed process)

Mounting Hardware Components shall provide for shelving installation to drywall without requiring mounting to conceal wall structural members. Support brackets shall be required for 900mm span (600mm recommended for areas designed for heavy use).



load capacity charts



head office & national showroom:

68A Carbine Road, Mt Wellington, Auckland.



coating specifications

ClosetMaid heavy duty vinyl coating won't chip or split. It is a propriety Polyvinyl Chloride Resin (PVC) with an exclusive mixture of ingredients, including plasticisers, stabilisers, pigments and other additives, none of which are listed as hazardous materials on OSHA 29CFR1910.1017.

ClosetMaid GlideKote is an exclusive, high performance hybrid polyester that is exceptionally strong and durable. GlideKote has an additive that creates a very low coefficient of friction adding years of performance and ease in sliding.

ClosetMaid patented plastic components are manufactured to achieve high performance standards and meet rigid material requirements. Nylon is specified for consistent performance.

wardrobeworld services

Your local WardrobeWorld dealer will provide you with a no-obligation design and quote, fully installed or supply only. Consultants will be happy to meet you on-site, or simply send in your plans or wardrobe measurements.

wardrobeworld www.wardrobeworld.co.nz

Contact your local dealer:

**nationwide toll free
0800 507 744**